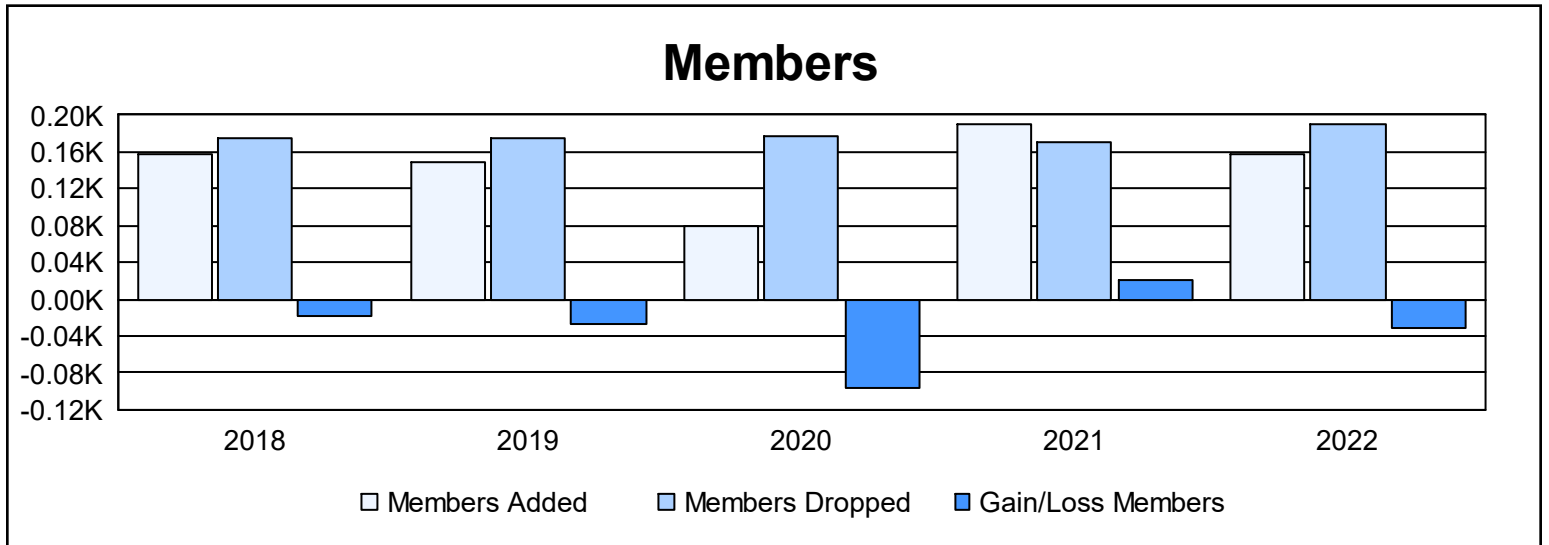
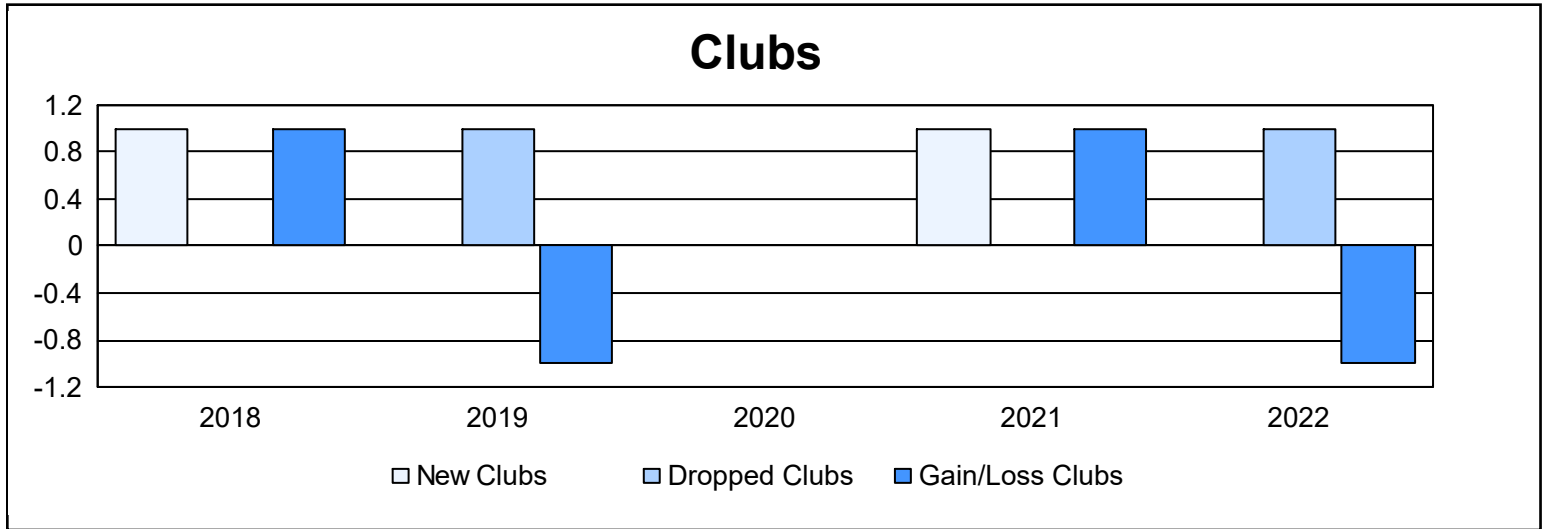
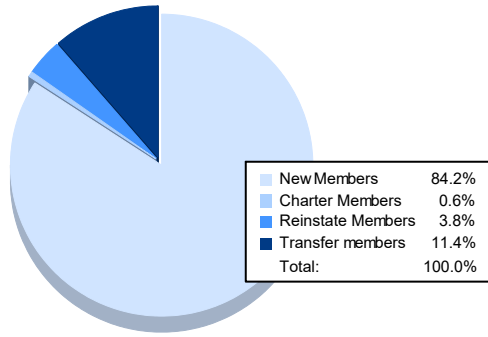


| Year | New Clubs | Dropped Clubs | Gain/ Loss Clubs | New Members | Charter Members | Reinstate Members | Transfer Members | Total Member Added | Total Members Dropped | Gain/ Loss Members |
|----------------|-----------|---------------|------------------|-------------|-----------------|-------------------|------------------|--------------------|-----------------------|--------------------|
| 2017-2018 | 1 | 0 | 1 | 108 | 22 | 5 | 22 | 157 | 175 | -18 |
| 2018-2019 | 0 | 1 | -1 | 120 | 0 | 10 | 18 | 148 | 176 | -28 |
| 2019-2020 | 0 | 0 | 0 | 57 | 0 | 5 | 18 | 80 | 177 | -97 |
| 2020-2021 | 1 | 0 | 1 | 80 | 72 | 21 | 17 | 190 | 170 | 20 |
| 2021-2022 | 0 | 1 | -1 | 133 | 1 | 6 | 18 | 158 | 190 | -32 |
| Average | 0 | 0 | 0 | 100 | 19 | 9 | 19 | 147 | 178 | -31 |



Membership Composition June 2022 Cumulative



Gender Composition June 2022 Cumulative

